

We do not seek merely to expand our business volume. Rather, we are dedicated to the use of our unique, innovative technology to contribute to the culture, benefits and welfare of people throughout the world.

It is the intention of our corporation to grow hand-in-hand with our employees, encouraging and aiding them to reach their full potential and improve their standard of living.

Our future prosperity is directly linked to the prosperity of our customers, dealers and shareholders ...indeed, the entire Sharp family.

Sharp Corporation is dedicated to two principal ideals:

"Sincerity and Creativity"

By committing ourselves to these ideals, we can derive genuine satisfaction from our work, while making a meaningful contribution to society.

Sincerity is a virtue fundamental to humanity ... always be sincere.

Harmony brings strength ... trust each other and work together.

Politeness is a merit ... always be courteous and respectful.

Creativity promotes progress ... remain constantly aware of the need to innovate and improve.

Courage is the basis of a rewarding life ... accept every challenge with a positive attitude.

Management
Representatives

Po-Hsuan Wu, Executive Deputy Chairman
Masahiro Okitsu, President CEO

Business
Activities

Mainly manufacturing and sales of telecommunications equipment, electric and electronic application equipment, and electronic components.

Incorporation

May 1935 (Founded: September 1912)

Employees

Consolidated: 40,123
Japan: 15,761 / Overseas: 24,362 (as of March 31, 2025)

Management
Direction

FY2025-2027 Medium-Term Management Plan (on May 12, 2025)
https://global.sharp/corporate/ir/event/policy_meeting/pdf/25meeting_en.pdf

Statements of Income

	FY2023 Amount	FY2024 Amount	Y on Y	FY2025 Forecasts Amount	Y on Y
Net Sales	2,321.9	2,160.1	-7.0%	1,870.0	-13.4%
Operating Profit	-20.3 (-0.9%)	27.3 (1.3%)	-	30.0 (1.6%)	+9.7%
Ordinary Profit	-7.0 (-0.3%)	17.6 (0.8%)	-	27.0 (1.4%)	+52.9%
Bottom-line Profit*	-149.9 (-6.5%)	36.0 (1.7%)	-	32.0 (1.7%)	-11.3%

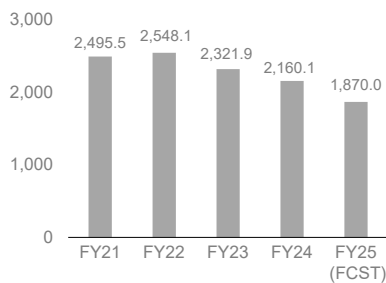
Balance sheets

	FY2023 Amount	FY2024 Amount	Change
Current	990.2	979.8	-10.4
Non-current	599.8	473.9	-125.9
Assets	1,590.0	1,453.7	-136.3
Current	856.3	756.9	-99.4
Non-current	576.2	529.0	-47.2
Liabilities	1,432.6	1,286.0	-146.6
Equity	142.4	153.3	+10.9
Net Assets	157.4	167.7	+10.3
Liabilities + Net Assets	1,590.0	1,453.7	-136.3

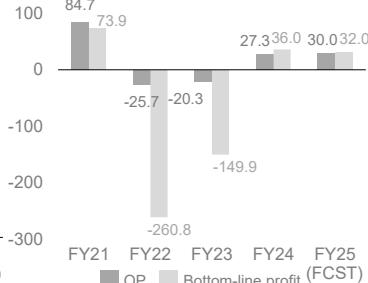
Statements of Cash Flows

	FY2023 Amount	FY2024 Amount	Change
Operating CF	+124.4	-1.5	-125.9
Investing CF	+10.8	+103.7	+92.9
Financing CF	-149.6	-74.7	+74.9
FCF	+135.3	+102.1	-33.2

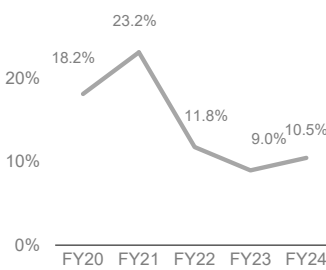
Net Sales



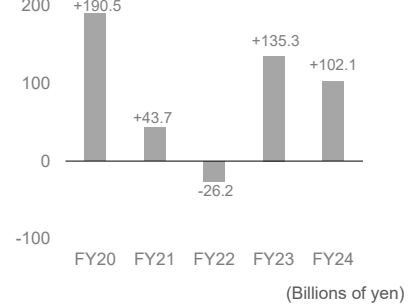
Profits



Equity Ratio



Free Cash Flow (FCF)



* Profit attributable to owners of parent

Business Segment (Business segments have been changed since FY2025.)

(as of March 31, 2025)

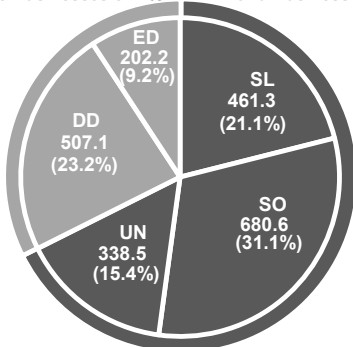
Regional Information

Number of consolidated subsidiaries 118
(Japan: 21, Overseas: 97) (as of March 31, 2025)

	Brand Business			Device Business	
	Smart Life & Energy (SL)	Smart Office (SO)	Universal Network (UN)	Display Device (DD)	Electronic Device (ED)
Sharp Corp.	Smart Appliances & Solutions Business	Smart Business Solutions Business	TV Systems Business Mobile Communication Business	—	—
Subsidiaries	Sharp Energy Solutions Corporation Sharp Semiconductor Innovation Corporation Sharp COCORO Life Inc.	Sharp NEC Display Solutions, Ltd. Dynabook Inc.		Sharp Display Technology Corporation Sakai Display Products Corporation	Sharp Sensing Technology Corporation Sharp Fukuyama Laser Co., LTD
Main Products					

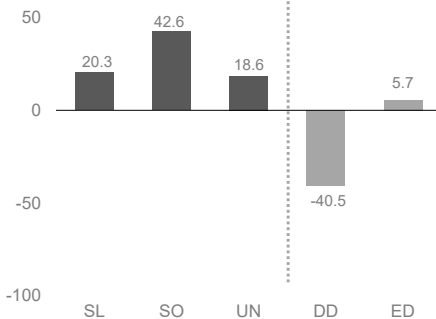
FY2024 Sales by Segment

Device Businesses 32.4% Brand Businesses 67.6%



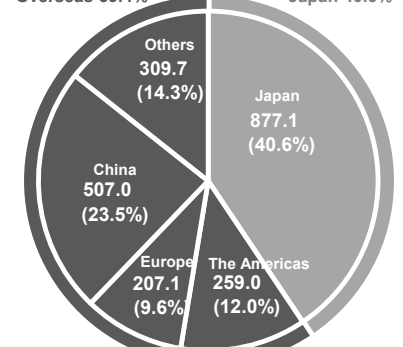
FY2024 Operating Profit by Segment

Brand Businesses Device Businesses



FY2024 Sales by Region

Overseas 59.4% Japan 40.6%



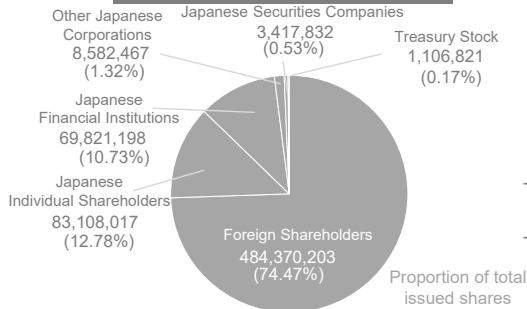
(Billions of yen)

Stock and Bonds

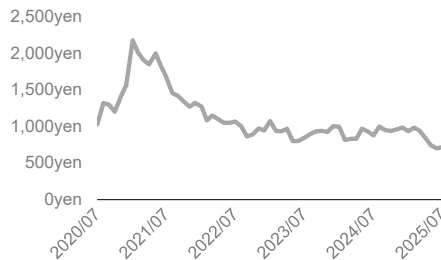
(as of March 31, 2025)

Stock Exchange Listings	Tokyo
Securities Code	6753
Total Number of Shares Authorized	1,000,000,000
Total Number of Shares Issued	650,406,538
Unit of Shares	100
Number of Shareholders	142,373
Fiscal Year	April 1 to March 31

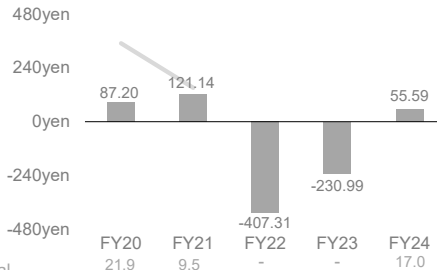
Share Distribution



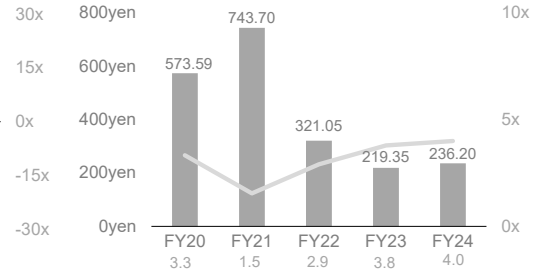
Stock Price (yen)



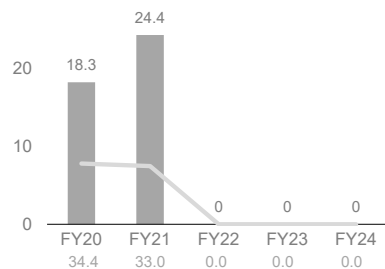
EPS (yen) / PER



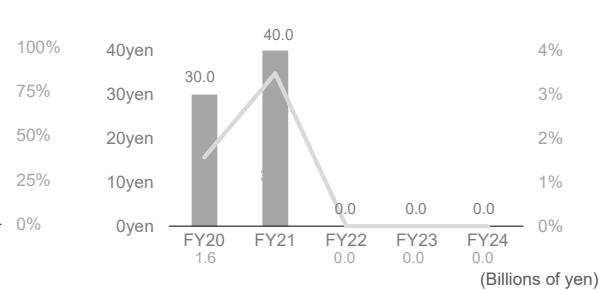
BPS (yen) / PBR



Total Dividend / DPR (%)



DPS (yen) / Dividend Yield (%)



(Billions of yen)

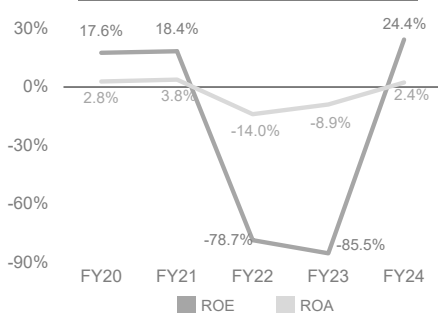
Stock and Bonds

(as of October 25, 2024)

Bond Ratings

Rating Agency	Long-Term	Short-term
Japan Credit Rating Agency, Ltd	BB-	-
Rating and Investment Information, Inc.	B-	b
S&P Global.	B-	B

ROE / ROA



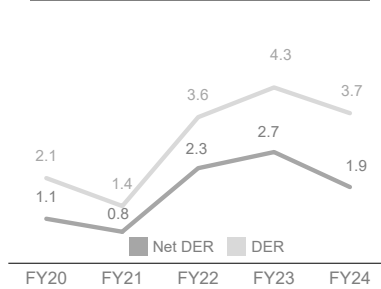
EV/EBITDA



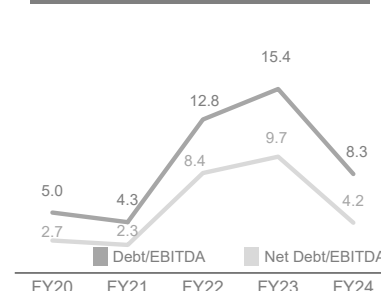
Bonds

There are no outstanding corporate bonds at present.

Net DER / DER



Debt/EBITDA / Net Debt/EBITDA



Web sites

Corporate site

<https://global.sharp/>

About Sharp

<https://global.sharp/corporate/>

Executives

<https://global.sharp/corporate/info/outline/board/>

A Sharp Journey

<https://global.sharp/corporate/info/history/>

Investor Relations

<https://global.sharp/corporate/ir/>

Annual Report

<https://global.sharp/corporate/ir/library/annual/>

Management Strategy Information Meeting

https://global.sharp/corporate/ir/event/policy_meeting/index.html

Financial Material

<https://global.sharp/corporate/ir/library/financial/index.html>

Latest Materials

<https://global.sharp/corporate/ir/download/index.html>

Shareholders' Meeting • Management Meeting

https://global.sharp/corporate/ir/event/shareholder_meeting/index.html

Corporate Governance

<https://global.sharp/corporate/ir/governance/policy/index.html>

IR Calendar

<https://global.sharp/corporate/ir/event/calendar/index.html>

Sustainability

<https://global.sharp/corporate/eco/index.html>

Sustainability Report

<https://global.sharp/corporate/eco/report/>

Corporate Profile

<https://global.sharp/corporate/info/outline/corporate-guide-en.pdf>

Press Releases

<https://global.sharp/corporate/news/>

EBITDA = Operating profit + Depreciation and amortization

EV = Market capitalization for common shares and other class shares + Non-controlling interests + Net debt

[Additional Information] Change in Segment Classification

Effective from the first quarter of FY2025, we have categorized the Group's reportable segments into three segments: Smart Life, Smart Workplace, and Display Device. We group Electronic Device, which is scheduled for transfer, and Sakai Display Products Co., Ltd., which has halted panel production, under Others and exclude them from the reportable segments.

(Previous reportable segments)

	Brand Business			Device Business	
	Smart Life & Energy	Smart Office	Universal Network	Display Device	Electronic Device
Sharp Corp.	Smart Appliances & Solutions Business	Smart Business Solutions Business	TV Systems Business Mobile Communication Business	—	—
Subsidiaries	Sharp Energy Solutions Corporation Sharp Semiconductor Innovation Corporation Sharp COCORO Life Inc.	Sharp NEC Display Solutions, Ltd. Dynabook Inc.		Sharp Display Technology Corporation Sakai Display Products Corporation	Sharp Sensing Technology Corporation Sharp Fukuyama Laser Co., LTD



(New reportable segments)

	Brand Business		Device Business	
	Smart Life	Smart Workplace	Display Device	Others
Sharp Corp.	Smart Appliances & Solutions Business TV Systems Business	Smart Business Solutions Business Mobile Communication Business	—	—
Subsidiaries	Sharp Energy Solutions Corporation Sharp Semiconductor Innovation Corporation	Sharp NEC Display Solutions, Ltd. Dynabook Inc.	Sharp Display Technology Corporation	Sakai Display Products Corporation Sharp Sensing Technology Corporation Sharp Fukuyama Laser Co., LTD